

# Oil Fill, Breather, and PCV Information For PML Small Block Chevrolet® Valve Covers

The information in this document applies to these PML small block Chevy™ standard perimeter mount valve covers:

- Part Number 10430, CHEVROLET® script lettering and fins
- Part Number 11026, CORVETTE® script lettering and fins
- Part Number 11106, CHEVROLET script lettering, traditional style
- Part Number 11107, CADILLAC® script lettering, traditional style


PML Part Number 11026 (CORVETTE script and fins valve covers) is used as the example for this document but the information applies to all of the above part numbers.

**Note: These machining operations are optional and carry an additional charge.** You can order using the options in the shopping cart or call to order. International customers, please email us for ordering information.

## GENERAL INFORMATION

Some engine configurations require holes for PCV, breathers and oil fill. Some do not. Check your engine configuration or with your engine builder to determine what you need.

To fit the need of a variety of applications, PML small block Chevy valve covers do not come machined with any holes. Some applications require PCV, oil fill, or breather holes on the valve covers. For these applications, holes can be machined on the intake manifold side as shown in the picture below.



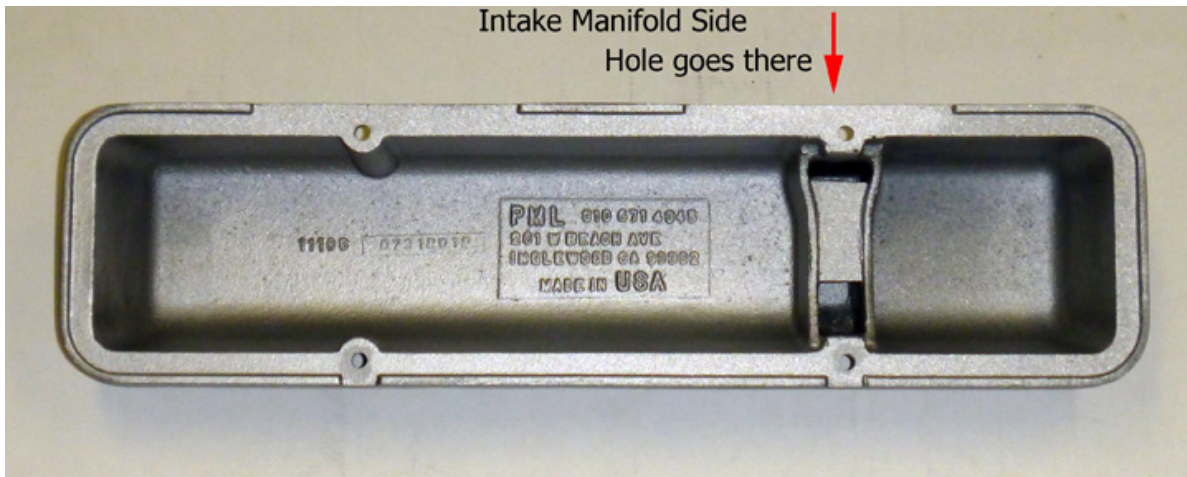
PML designed the valve covers for machined holes on the intake side, near the capital **C** in the scrip. The above picture shows the intake side of the valve cover. This would be near the front of the engine if this cover was on the driver's side or the firewall (rear) of the engine if this cover was on the passenger's side.

General Motors Trademarks are used under license to PML, Inc.

# Oil Fill, Breather, and PCV Information For PML Small Block Chevrolet® Valve Covers

For oil filling if you have a PCV or breather hole, a separate oil fill hole isn't needed. Oil fill can be done through the PCV or breather hole.

Whether you have a hole machined or not, your valve covers will come with built in baffles. The picture below shows the interior of these valve covers:



## MACHINING AT PML AND ORDERING FROM PML

To order from PML, you can order on-line or you can call to order.

If you are ordering from PML and want your valve covers to arrive with holes, PML has a machine shop on-site and machines valve covers to order. PML machines holes for a clean appearance and a good fit. To achieve this, PML sets up on each cover and uses four different tools. Holes are back-faced and spot faced. We machine to order and machining takes about a day.

One configuration has no holes. The second configuration has one hole machined in each cover. One hole is used for PCV and the other for a breather. PCV grommet, push-in breather, and oil fill tube are included. This is a very common configuration.



This picture shows the components of this configuration.

In this configuration, holes have been machined in both covers. There is a PCV grommet, a push-in breather, and the mounting hardware.

If you have other machining requirements, please order over the phone.

# Oil Fill, Breather, and PCV Information For PML Small Block Chevrolet® Valve Covers

## EXAMPLES

On the following pages there are more images showing the common one-hole-per-cover configuration.




PCV valve plumbed to carburetor and a baffled breather grommet shown on valve covers in picture at left.




27-1202-52463

# Oil Fill, Breather, and PCV Information For PML Small Block Chevrolet® Valve Covers




Close-up of passenger's side with a PCV valve plumbed to a port at the base of the carburetor.



On the other side, a push-in breather is installed (barely visible). This is one way to vent the cover.

Other possibilities include:

- a second PCV valve
- an angled fitting in the valve cover with a hose to the air cleaner



The picture below shows an installation on a 1963 Corvette. This is the passenger side. A hole was machined and used for PCV.

# Oil Fill, Breather, and PCV Information For PML Small Block Chevrolet® Valve Covers

## PCV GROMMET AND PUSH-IN BREATHER

Here are close-up images of the PCV grommet (left) and push-in breather (right):



If you order on-line with the option for PCV and breather holes, these are included.

### Features:

- The PCV grommet and the push-in breather both are 1¼ inch outer diameter.
- The breather is baffled on the inside.
- The breather foam piece can be removed for cleaning.
- The PCV grommet inner diameter is ¾" to fit PCV connectors.
- When installed, these are flush with the side of the valve cover.



This is a close-up of a push-in breather installed in the hole on a PML valve cover.

The top of the breather sits flush with the side of the cover.

# Oil Fill, Breather, and PCV Information For PML Small Block Chevrolet® Valve Covers

## OIL FILL

After removing the PCV valve, grommet or breather, the hole can be used for oil fill. A flexible, expanding tube makes accessing the holes on the side of the covers easy. Auto parts stores sell these for a couple dollars. Pictures of oil filler tubes are shown here. These are made by Flotool and Blitz.

